



Alphatag Release Notes Summer 2011

Alphatag software may not be copied, photocopied, reproduced, translated, or reduced to any electronic medium or machine-readable form, in whole or in part, without the express written permission of:

Tax Computer Systems Limited
Centurion House
London Road
Staines TW18 4AX

Tel: +44 (0) 1784 410369
Fax: +44 (0) 1784 410335

Email: support@taxcomputersystems.com
Web: www.taxcomputersystems.com

Summer 2011 v3.0
Copyright © 1991–2011 Tax Computer Systems Limited
All rights reserved.

Contents

Introduction.....	4
Installation	4
Support for Excel accounts documents.....	4
Conversion process	4
Configuration enhancements	5
Document configuration.....	5
Mandatory Tags.....	5
Review Notes.....	6
Help and support.....	6
Miscellaneous enhancements.....	7
Alphaview.....	8

Introduction

Welcome to the Alphatag Summer 2011 edition for Alphatag v3.0. This release includes:

- Support for accounts documents produced in Excel
- Improvements to the conversion process for both Word and Excel including a new Conversion message tab in the Tags, Tuples & Messages pane
- Renaming of the Comments pane to Review Notes
- Configuration enhancements including changes to Mandatory tags, currency and date formatting options.
- Other enhancements

Installation

1. Insert the Alphatag Summer Edition (v3.0) Installation CD into the CD drive and follow the InstallShield Wizard prompts.
2. Once the installation is complete, you can check the **Launch** button to start Alphatag immediately.

Note. For further details, in particular for network installations, please refer to Appendix B in the Alphatag User Guide.

Support for Excel accounts documents

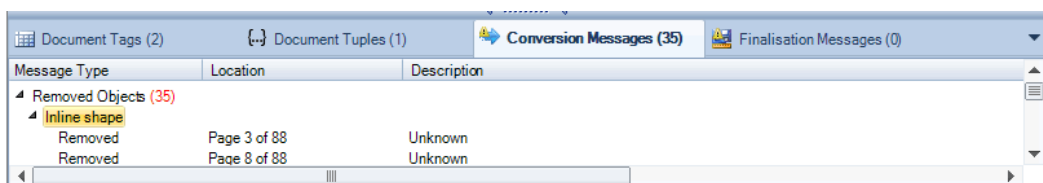
Alphatag now fully supports conversion of accounts documents produced in Excel.

Alphatag accepts documents produced in Excel 2003/ 2007/2010 with applicable service packs. Excel documents must have the file extension .xls or .xlsx.

Conversion process

We continue to make improvements to the conversion process.

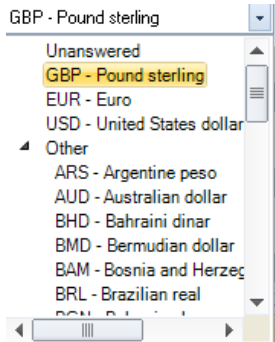
A new Conversion messages tab in the Tags, Tuples & Messages pane indicates any conversion issues. For example, any images, shapes created by drawing tools, external links or embedded objects are automatically deleted. The Main document pane also includes text in red indicating where the images have been stripped. This text is removed when the accounts are finalised for submission.



Configuration enhancements

Document configuration

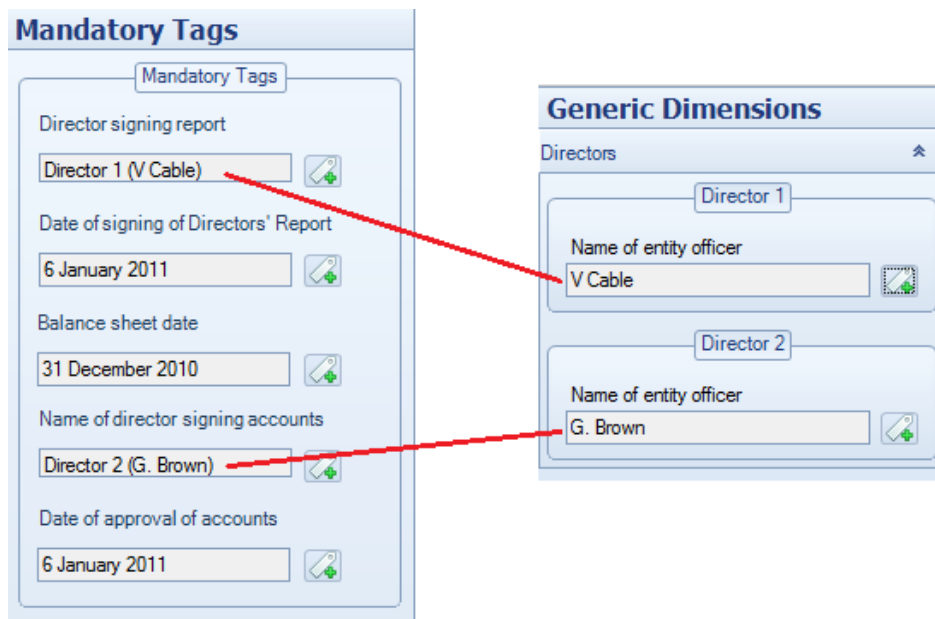
- UK Companies House registration numbers should contain eight digits. Where the number has been truncated, Alphatag now prompts to prepend missing zeros when users attempt to tag the Registered Number.
- The Default currency is now identified as:



- Number and date formats are now more clearly identified as :
 - 1,000,000.00 (UK format) or 1.000.000,00 (European format).
 - UK (D/M/Y) or US (M/D/Y).

Mandatory Tags

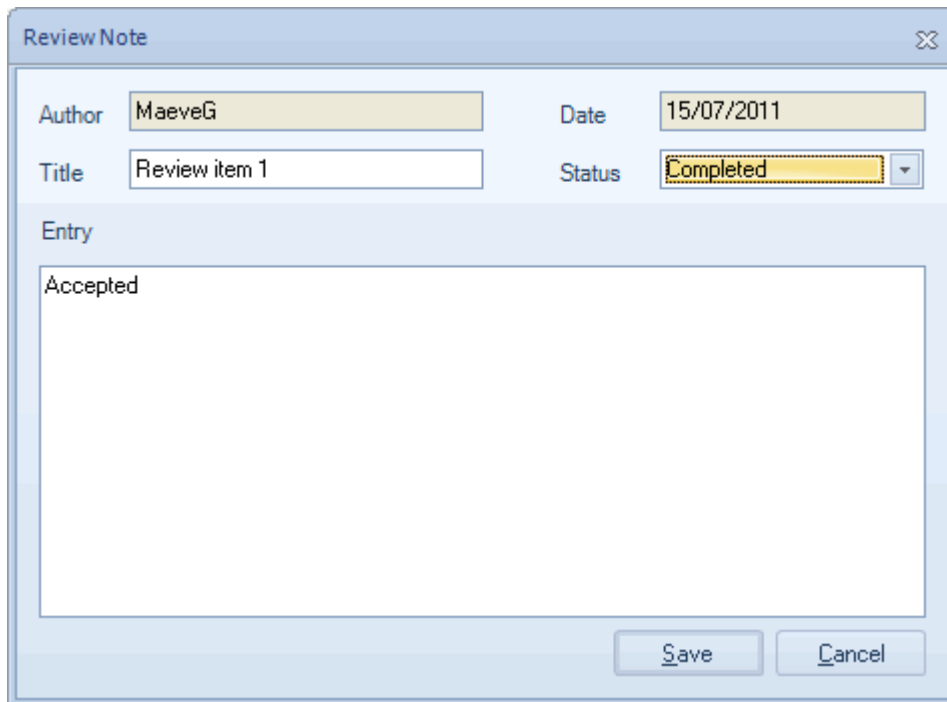
Mandatory tags for signatory details now show the name of entity officer associated with the dimension in the Generic Dimensions pane (see below).



Review Notes

The Comments pane has been renamed Review Notes as has the Comments section in the Document ribbon.

The Review Notes dialog now includes pre-filled Author and Date fields.



The screenshot shows a 'Review Note' dialog box. It has a title bar with the text 'Review Note' and a close button. The dialog contains several input fields: 'Author' with the value 'MaeveG', 'Date' with the value '15/07/2011', 'Title' with the value 'Review item 1', and 'Status' with a dropdown menu showing 'Completed'. Below these fields is a large text area labeled 'Entry' containing the text 'Accepted'. At the bottom right of the dialog are two buttons: 'Save' and 'Cancel'.

Help and support

- A new **E-mail** option on the Help ribbon enables users to send an email to Technical support directly from within Alphatag.



- The **How do I** button has been renamed **Contents**.

Miscellaneous enhancements

- In the View ribbon, a new **Copy** button enables users to copy entries from tabs in the Tags, Tuples & Messages pane to the clipboard for use in Word or Excel.
- There are now three ways to remove tuples. As before, you can highlight the tag in the Main document pane or Document Tuples tab on the Tags, Tuples & Messages pane and choose **Remove** from the Tags section on the Document ribbon. Alternatively you can highlight the tuple in the Document Tuples tab and press **Delete** or choose **Remove** from the right mouse click menu.
- Hidden tags are shown in mauve. Hidden tags include configuration options and user IDs not visible in the document. You can modify the colour via the User Interface tab in the Edit Options dialog.
- The **Edit By** and **Edit Date** columns on the Document tags tab have been renamed **Author** and **Last Modified**. The **Author** column shows the User ID of the person who last edited a tag. However, hovering the mouse over an entry displays a tooltip showing who originally created the tag.

Entries in the **Author** column now show whether a tag has been automatically applied via the Global (global) or User dictionary (user) or whether the tag has been applied manually. Where an automatically applied tag has been modified an asterisk is displayed (global*) or (user*). An asterisk is also displayed wherever a manual tag has been modified.

Old		New	
Edit By	Edit Date	Author	Last Modified
XPMUser	7/19/2011 4:17:29 PM	neilw	19/07/2011 15:15
XPMUser	7/19/2011 4:17:29 PM	neilw (user)	19/07/2011 15:59
XPMUser	7/19/2011 4:21:21 PM	neilw (user)	19/07/2011 15:59
		neilw (global) (*)	19/07/2011 16:17
		neilw (global)	19/07/2011 15:56

- When autotagging Asset notes, dates will only be picked from the current period.

Alphaview

Having finalised the statutory accounts iXBRL file, the financial statements may be viewed in an HTML browser such as Internet Explorer but the actual XBRL coding will be hidden.

Alphaview is designed to aid review of the finalised file through the use of a simple, colour-coded view of the XBRL tags supported by a summary of iXBRL data contained in the document.

Alphaview is available from our website as a free download and may be used by anyone, including non Alphatag licensed users. Go to the updates page on our website (www.taxcomputersystems.com/updates.html).